

# KOMATSU

## HB365LC/NLC-3



Hydraulic excavator

*Hybrid*

**Total hybrid power**  
235 kW / 315 HP

**Operating weight**  
HB365LC-3: 36400 - 37350 kg  
HB365NLC-3: 36300 - 37060 kg

**Bucket capacity**  
max. 2.66 m<sup>3</sup>

# HB365LC/NLC-3

## Fuel consumption

Based on typical work pattern collected via Komtrax

Reduced by

**30% / 22% / 20%**  
(vs. PC350-8) (vs. PC360-10) (vs. PC360-11)



Total hybrid power  
**235 kW / 315 HP**

Operating weight  
**HB365LC-3: 36400 - 37350 kg**  
**HB365NLC-3: 36300 - 37060 kg**

Bucket capacity  
**max. 2.66 m<sup>3</sup>**

# Hybrid

## Powerful and environmentally friendly

- EU Stage V engine
- Adjustable idle shutdown
- Komatsu Hybrid fuel-saving technology

## First-class comfort

- Fully air-suspended operator station
- Ultra low noise level
- Widescreen monitor

## Safety first

- Komatsu SpaceCab™
- Improved camera system
- KomVision surround view system
- Neutral position detection system



## Outstanding productivity & fuel economy

### Improved Komatsu hybrid system

- Proven technology
- Reliable and durable hybrid system components
- Electric swing to capture and regenerate energy
- Massive reduction in fuel consumption & emissions
- Increased productivity

### Maximised efficiency

- Increased productivity
- Built-in versatility and superior productivity
- Enhanced engine management
- Improved hydraulic efficiency
- Komatsu Integrated Attachment Control (KIAC)

### Quality you can rely on

- Komatsu-quality components
- Extensive dealer support network
- Maintenance free Hybrid components with a 5 years /10000 hrs warranty

### Komtrax

- Komatsu Wireless Monitoring System
- 4G mobile communications
- Integrated communication antenna
- Increased operational data and reports



A maintenance program for Komatsu customers



### Reduce your carbon footprint

- 20% average fuel consumption reduction, compared to a conventional excavator
- 20% CO<sub>2</sub> reduction
- 200 tonnes of CO<sub>2</sub> reduction during the lifetime of the machine



### Higher productivity

The HB365LC/NLC-3 is quick and precise. It features a powerful Komatsu EU Stage V engine, Komatsu's Closed Center Load Sensing (CLSS) hydraulic system and first-class Komatsu comfort to provide a fast response and unrivalled productivity for its class.

### Komatsu fuel-saving technology

Fuel consumption on the HB365LC/NLC-3 is lower by up to 30%. Engine management is enhanced. The optimal speed matching of the engine and hydraulic pumps guarantee efficiency and precision during single and combined movements.


### Adjustable idle shutdown

The Komatsu auto idle shutdown automatically turns off the engine after it idles for a set period of time. This feature can easily be programmed from 5 to 60 minutes, to reduce unnecessary fuel consumption and exhaust emissions, and to lower operating costs. An Eco-gauge and the Eco guidance tips on the cab monitor further encourage efficient operations.

## Powerful and environmentally friendly


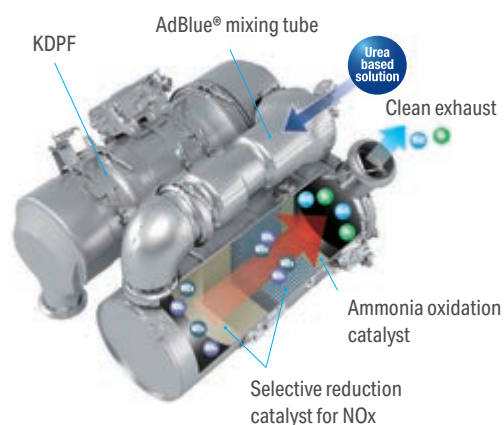
### Komatsu EU Stage V

The Komatsu EU Stage V engine is productive, dependable and efficient. With ultra-low emissions, it provides a lower environmental impact and a superior performance to help reduce operating costs and lets the operator work in complete peace of mind.



### Heavy-duty aftertreatment

The aftertreatment system combines a Komatsu Diesel Particulate Filter (KDPF) and Selective Catalytic Reduction (SCR). The SCR injects the correct amount of AdBlue® into the system at the proper rate to break down NOx into water (H<sub>2</sub>O) and non-toxic nitrogen gas (N<sub>2</sub>). NOx emissions are reduced by 80% vs. EU Stage IIIB engines.



#### High-Pressure Common Rail (HPCR)

To achieve complete fuel burn and lower exhaust emissions, the heavy-duty High-Pressure Common Rail fuel injection system is computer controlled to deliver a precise quantity of pressurised fuel into the redesigned engine combustion chamber by multiple injections.

#### Exhaust Gas Recirculation (EGR)

Cooled EGR is a technology well-proven in current Komatsu engines. The increased capacity of the EGR cooler now ensures very low NOx emissions and a better engine performance.

#### Komatsu Closed Crankcase Ventilation (KCCV)

Crankcase emissions (blow-by gas) are passed through a CCV filter. The oil mist trapped in the filter is returned back to the crankcase while the filtered gas is returned to the air intake.

#### Variable Geometry Turbo (VGT)

The VGT provides optimal airflow to the engine combustion chamber under all speed and load conditions. Exhaust gas is cleaner, fuel economy is improved while machine power and performance are maintained.

## The Komatsu hybrid system

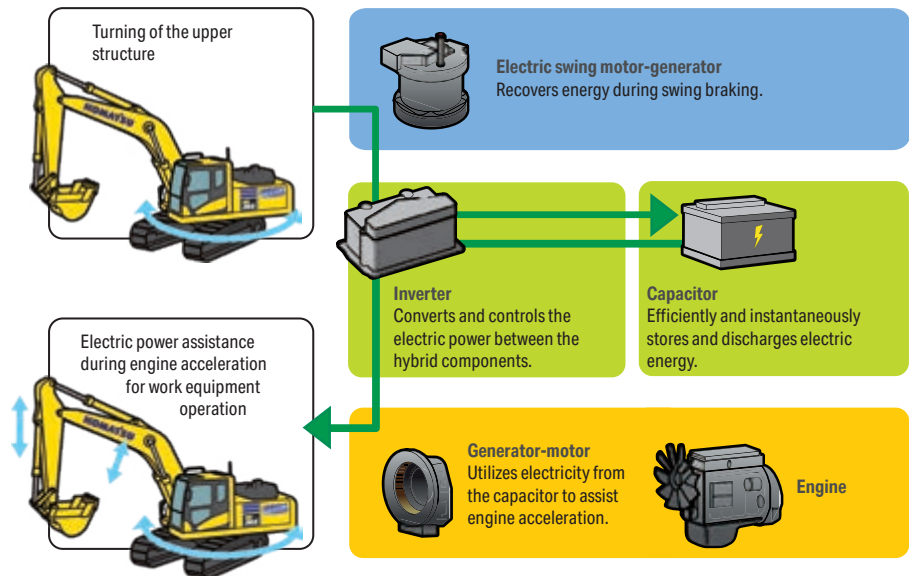
In Komatsu's unique hybrid system, the electric swing motor-generator captures and regenerates energy as the upper structure slows down and converts it into electric energy. The regenerated energy is stored in the capacitor and can be used to swing, or by the generator-motor to help the engine accelerate. Thus, the hybrid system significantly reduces fuel consumption.



- ① Generator-motor
- ② Electric swing motor-generator
- ③ Inverter and capacitor

## Reliable and durable hybrid system components

Most components of the Hybrid system are developed and manufactured by Komatsu. The electric swing motor-generator, inverter and the capacitor feature dedicated cooling systems for maximum reliability and durability. The long life inverter and capacitor require no maintenance.



### Electric swing motor-generator

An electric swing motor-generator is used in place of the usual hydraulic swing motor and is designed to recover energy during swing braking. Energy is sent to the capacitor for storage. The motor-generator accelerates the swing of the upper structure more efficiently than a conventional hydraulic motor and provides excellent swing performance.



### Inverter and capacitor

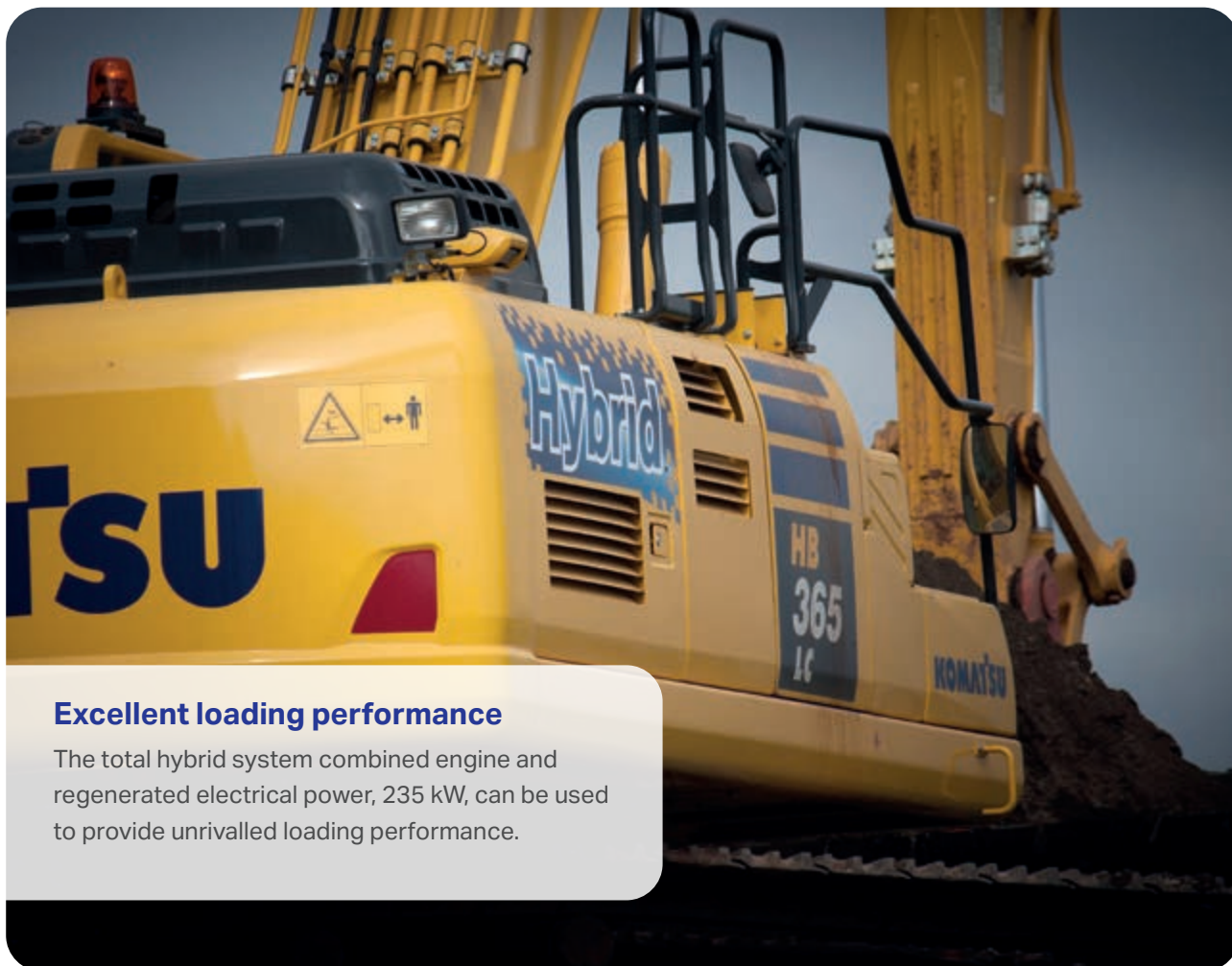
The capacitor assembly includes an inverter that switches the AC electricity from the generator-motor and electric swing motor-generator into DC electricity for storage in the capacitor. Since capacitors require migration of electrons and ions for charging and discharging, they can transfer power much faster than batteries, which use chemical reactions to produce electricity.



### Generator-motor

The generator-motor is positioned between the engine and hydraulic pumps. The generator produces electric power to charge the ultra-capacitor as needed. The motor uses electricity from the ultra-capacitor to provide power up engine assistance to the engine.

## Komatsu Hybrid system



### Excellent loading performance

The total hybrid system combined engine and regenerated electrical power, 235 kW, can be used to provide unrivalled loading performance.



### Hybrid operation monitor

The operator can check recent fuel consumption rates and the energy flow among engine and hybrid components on the machine monitor at any time.

### Hybrid system temperature gauge

A hybrid system temperature gauge on the main screen helps the operator to judge the load on the hybrid system at a glance.



Hybrid system temperature gauge

# HB365LC/NLC-3

## Large digging force

The two boom mode settings provide a "power" mode for a more effective excavating digging force and a "smooth" mode for gathering material and for fine grading operations. Pressing the PowerMax function button temporarily gives the HB365LC/NLC-3's digging force a further boost.



Large digging force

## A wide choice of options

Two optional attachment lines are available and 15 attachment memory settings are simply customised. Combined with a standard-fit hydraulic quick coupler power circuit, it's easier than ever to switch working styles. With a choice of four arms, you can configure the HB365LC/NLC-3 to match specific demands for transport, working envelope or duty.



Two optional hydraulic lines to mount a variety of attachments

## 6 working modes

The HB365LC/NLC-3 delivers the power required with the lowest fuel usage. 6 working modes are available: Power, Lifting, Breaker, Economy, Attachment Power and Attachment Economy. The operator can ideally balance the Economy mode between power and economy to match the work at hand. The oil flow delivered to hydraulic attachments is also adjustable directly on the class-leading widescreen monitor panel.



Komatsu Integrated Attachment Control (KIAC) for up to 15 tool presets for oil flow and pressure



Versatility at your fingertips: select the perfect setting for each job





Maximised efficiency



## First-class comfort

### Enhanced work environment

Designed to prioritise both productivity and operator well-being, the Komatsu crawler excavator cab features thoughtful ergonomics with high-visibility handrails, and improved interior LED lighting. Stepping inside reveals a sleek, dark colour scheme complemented by an effortlessly cleanable floor mat. Upgraded UV-protective tint on the cab rear window minimises sun exposure and helps maintain a cool working environment.

### Future-proof customisable workspace

The operator cab offers extensive customisation possibilities. A multi-functional utility bar allows for adding personal accessories such as additional monitors or tablets, while dual USB ports (USB-A & USB-C) enable mobile device charging.



Convenient and secure entry to the spacious, well-insulated, low-noise cab



Multi-functional utility bar (items shown are for illustrative purposes only)



Optional premium seat with top quality cushioning, auto weight adjustment, lumbar support, climate control system, available with optional multi-position armrests and ergonomic control levers



## Safety first

### Optimal jobsite safety

Safety features on the Komatsu HB365LC/NLC-3 comply with the latest industry standards and work in synergy to minimise risks to people in and around the machine. A neutral detection system for travel and work equipment levers increase jobsite safety, along with a seat belt caution indicator and an audible travel alarm. Highly durable anti-slip plates – with additional high friction covering – maintain long term traction performance.



### Safe maintenance

Thermal guards around high temperature areas of the engine, protected fan belt and pulleys, a pump/engine partition that prevents hydraulic oil from spraying onto the engine, and exceptionally sturdy handrails: in Komatsu tradition, the highest safety level is provided for a fast and smooth maintenance.



### Komatsu SpaceCab™

The ROPS cab has a tubular steel frame and provides high shock absorbency, impact resistance and durability. The seat belt is well designed to keep the operator in the safety zone of the cab in the event of a rollover. Optionally the cab can be fitted with a Falling Object Protective System (FOPS) with openable front guard.



### KomVision

KomVision can display a bird's eye view of the machine on the standard monitor by using 4 networked cameras installed on the sides and rear of the machine.



### Lower operating costs

Komatsu ICT contributes to the reduction of operating costs by assisting to comfortably and efficiently manage operations. It raises the level of customer satisfaction and the competitive edge of our products.

### Widescreen monitor

Conveniently customisable and with a choice of 26 languages, the widescreen monitor with simple switches and multifunction keys gives fingertip access to a large range of functions and operating info. The rear camera view and an AdBlue® level gauge are now incorporated into the default main screen.

### An evolutionary interface

Helpful information is now easier than ever to find and understand with the upgraded monitor interface. An optimal main screen for the ongoing work can be selected simply by pressing the F3 key.



Quick view on the operation logs



With KomVision, various camera view options are available whilst maintaining constant "birdview" from above the machine



Operator identification function

## Information & communication technology



### Knowledge

You get quick answers to basic and critical questions about your machines – what they're doing, when they did it, where they're located, how they can be used more efficiently and when they need to be serviced. Performance data is relayed by wireless communication technology (satellite, GPRS or 4G depending on model) from the machine to a computer and to the local Komatsu distributor – who's readily available for expert analysis and feedback.

### Convenience

Komtrax enables convenient fleet management on the web, wherever you are. Data is analysed and packaged specifically for effortless and intuitive viewing in maps, lists, graphs and charts. You can foresee eventual maintenance issues and required spare parts, and troubleshoot a problem before Komatsu technicians arrive on site.



### The way to higher productivity

Komtrax uses the latest wireless monitoring technology. Compatible on PC, smartphone or tablet, it delivers insightful and cost saving information about your fleet and equipment, and offers a wealth of information to facilitate peak machine performance. By creating a tightly integrated web of support it allows proactive and preventive maintenance and helps to efficiently run a business.

### Power

The detailed information that Komtrax puts at your fingertips 24 hours a day, 7 days a week gives the power to make better daily and long-term strategic decisions – at no extra cost. Problems can be anticipated, maintenance schedules customised, downtime minimised and machines kept where they belong: working on the jobsite.



## Easy maintenance



### Central service points

Komatsu designed the HB365LC/NLC-3 with centralised and conveniently located service points to make necessary inspections and maintenance quick and easy.

### Komatsu Care

Komatsu Care is a maintenance program that comes as standard with your new Komatsu machine. It covers factory-scheduled maintenance, performed with Komatsu Genuine parts by Komatsu-trained technicians. Depending on your machine's engine, it also offers extended coverage of the Komatsu Diesel Particulate Filter (KDPF) and of the Selective Catalytic Reduction (SCR). Please contact your local Komatsu distributor for terms and conditions.

### Long-life oil filters

The Komatsu Genuine hydraulic oil filter uses high-performance filtering material for long replacement intervals, which significantly reduces maintenance costs.

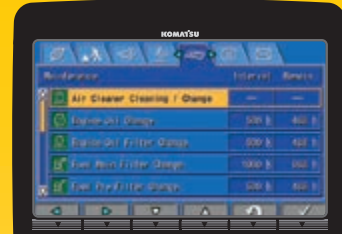


### AdBlue® tank

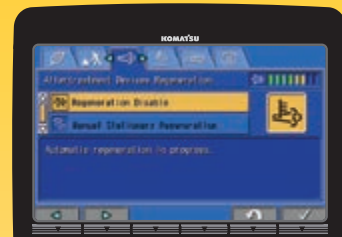
For simple access, the AdBlue® tank is installed on the front stairway.

### Flexible warranty


When you purchase Komatsu equipment, you gain access to a broad range of programmes and services that have been designed to help you get the most from your investment. For example, Komatsu's Flexible Warranty Programme provides a range of extended warranty options on the machine and its components. These can be chosen to meet your individual needs and activities. This programme is designed to help reduce total operating costs.




Basic maintenance screen



Aftertreatment device regeneration screen for the KDPF



AdBlue® level and refill guidance



## Quality you can rely on



### Komatsu-quality

With the latest computer techniques and a thorough test programme, Komatsu's global know-how produces equipment to meet your highest standards. All major components of the HB365LC/NLC-3 are designed and directly manufactured by Komatsu, and essential machine functions are perfectly matched for a highly reliable and productive excavator.

### Rugged design

Maximum toughness and durability are the cornerstones of Komatsu's philosophy – along with safety and top class customer service. Single piece plates and castings are used in key areas of the machine's structure for good load distribution. Highly durable rubbing strips on the underside of the arm protect the structure against impact damage.

### 5 years or 10000 hours warranty on hybrid components

The reliability of Komatsu hybrid components is world renowned and they are covered by a free "5 years or 10000 hours" warranty. In case of breakdown, new spare components are ready for express delivery, for the quick restart of your operations.

### Extensive support network

The extensive Komatsu distribution and dealer network is standing by to help keep your fleet in optimum condition. Customised servicing packages are available, with express availability of spare parts, to make sure that your Komatsu equipment continues to perform at its peak.



Proven technology: Komatsu 4th generation hybrid system components



Durable and reliable undercarriage design for maximum protection

## Specifications

### Engine

Model	Komatsu SAA6D114E-6
Type	Common rail direct injection, water-cooled, emissionised, turbocharged, after-cooled diesel
Engine power	
at rated engine speed	1950 rpm
ISO 14396	202 kW / 271 HP
ISO 9249 (net engine power)	192 kW / 257 HP
Total hybrid power	235 kW / 315 HP
No. of cylinders	6
Bore × stroke	114 × 144.5 mm
Displacement	8.85 l
Air filter type	Double element type with monitor panel dust indicator and auto dust evacuator
Cooling	Suction type cooling fan with radiator fly screen
Fuel	Diesel fuel, conforming to EN590 Class 2/Grade D. Paraffinic fuel capability (HVO, GTL, BTL), conforming to EN 15940:2016

### Hydraulic system

Type	HydrauMind. Closed-centre system with load sensing and pressure compensation valves
Additional circuits	2 additional circuits with proportional control can be installed
Main pump	2 variable displacement piston pumps supplying boom, arm, bucket and travel circuits
Maximum pump flow	2 × 267.5 l/min
Relief valve settings	
Implement	390 kg/cm <sup>2</sup>
Travel	390 kg/cm <sup>2</sup>
Pilot circuit	33 kg/cm <sup>2</sup>

### Service refill capacities

Fuel tank	605 l
Coolant engine	42.0 l
Coolant Hybrid	11.7 l
Engine oil	38.5 l
Swing drive	15.6 l
Swing motor	3.6 l
Generator-motor	8.5 l
Hydraulic tank	188 l
Final drive (each side)	9.0 l
AdBlue® tank	39.2 l

### Swing system

Type	Electric motor driving through planetary triple reduction gearbox
Swing lock	Electrically actuated wet multidisc brake integrated into swing motor
Swing speed	0 - 9.5 rpm
Swing torque	106 kNm

### Drives and brakes

Steering control	2 levers with pedals giving full independent control of each track
Drive method	Hydrostatic
Travel operation	Automatic 3-speed selection
Gradeability	70%, 35°
Max. travel speeds	
Lo / Mi / Hi	3.2 / 4.5 / 5.5 km/h
Maximum drawbar pull	29570 kg
Brake system	Hydraulically operated discs in each travel motor

### Undercarriage

Construction	X-frame centre section with box section track frames
Track assembly	
Type	Fully sealed
Shoes (each side)	48
Tension	Combined spring and hydraulic unit
Rollers	
Track rollers (each side)	8
Carrier rollers (each side)	2

### Environment

Engine emissions	Fully complies with EU Stage V exhaust emission regulations
Noise levels	
LwA external	101 dB(A) (2000/14/EC Stage II)
LpA operator ear	69 dB(A) (ISO 6396 dynamic test)
Vibration levels (EN 12096:1997)	
Hand/arm	≤ 2.5 m/s <sup>2</sup> (uncertainty K = 0.37 m/s <sup>2</sup> )
Body	≤ 0.5 m/s <sup>2</sup> (uncertainty K = 0.17 m/s <sup>2</sup> )
Contains fluorinated greenhouse gas HFC-134a (GWP 1430).	
Quantity of gas 0.8 kg; CO <sub>2</sub> equivalent 1.14 t	



## Operating weight (appr.)

Triple grouser shoes	HB365LC-3		HB365NLC-3	
	Operating weight	Ground pressure	Operating weight	Ground pressure
600 mm	36400 kg	0.69 kg/cm <sup>2</sup>	36300 kg	0.69 kg/cm <sup>2</sup>
700 mm	36780 kg	0.60 kg/cm <sup>2</sup>	36680 kg	0.59 kg/cm <sup>2</sup>
800 mm	37160 kg	0.53 kg/cm <sup>2</sup>	37060 kg	0.52 kg/cm <sup>2</sup>
850 mm	37350 kg	0.50 kg/cm <sup>2</sup>	-	-

Operating weight, including specified work equipment, 3.2 m arm, 1700 kg bucket, operator, lubricant, coolant, full fuel tank and the standard equipment.

## HB365LC-3 / Max. bucket capacity and weight

Arm length	2.2 m	2.6 m	3.2 m	4.0 m
Material weight up to 1.2 t/m <sup>3</sup>	2.66 m <sup>3</sup> 1650 kg	2.66 m <sup>3</sup> 1650 kg	2.66 m <sup>3</sup> 1650 kg	2.02 m <sup>3</sup> 1400 kg
Material weight up to 1.5 t/m <sup>3</sup>	2.66 m <sup>3</sup> 1650 kg	2.55 m <sup>3</sup> 1625 kg	2.29 m <sup>3</sup> 1500 kg	1.87 m <sup>3</sup> 1350 kg
Material weight up to 1.8 t/m <sup>3</sup>	2.36 m <sup>3</sup> 1525 kg	2.21 m <sup>3</sup> 1475 kg	1.90 m <sup>3</sup> 1375 kg	1.13 m <sup>3</sup> 1000 kg

## HB365NLC-3 / Max. bucket capacity and weight

Arm length	2.2 m	2.6 m	3.2 m	4.0 m
Material weight up to 1.2 t/m <sup>3</sup>	2.66 m <sup>3</sup> 1650 kg	2.66 m <sup>3</sup> 1650 kg	2.47 m <sup>3</sup> 1575 kg	2.02 m <sup>3</sup> 1400 kg
Material weight up to 1.5 t/m <sup>3</sup>	2.50 m <sup>3</sup> 1600 kg	2.32 m <sup>3</sup> 1525 kg	2.08 m <sup>3</sup> 1425 kg	1.82 m <sup>3</sup> 1300 kg
Material weight up to 1.8 t/m <sup>3</sup>	2.16 m <sup>3</sup> 1450 kg	2.00 m <sup>3</sup> 1375 kg	1.80 m <sup>3</sup> 1300 kg	1.13 m <sup>3</sup> 1000 kg

Max. capacity and weight have been calculated according to ISO 10567:2007.

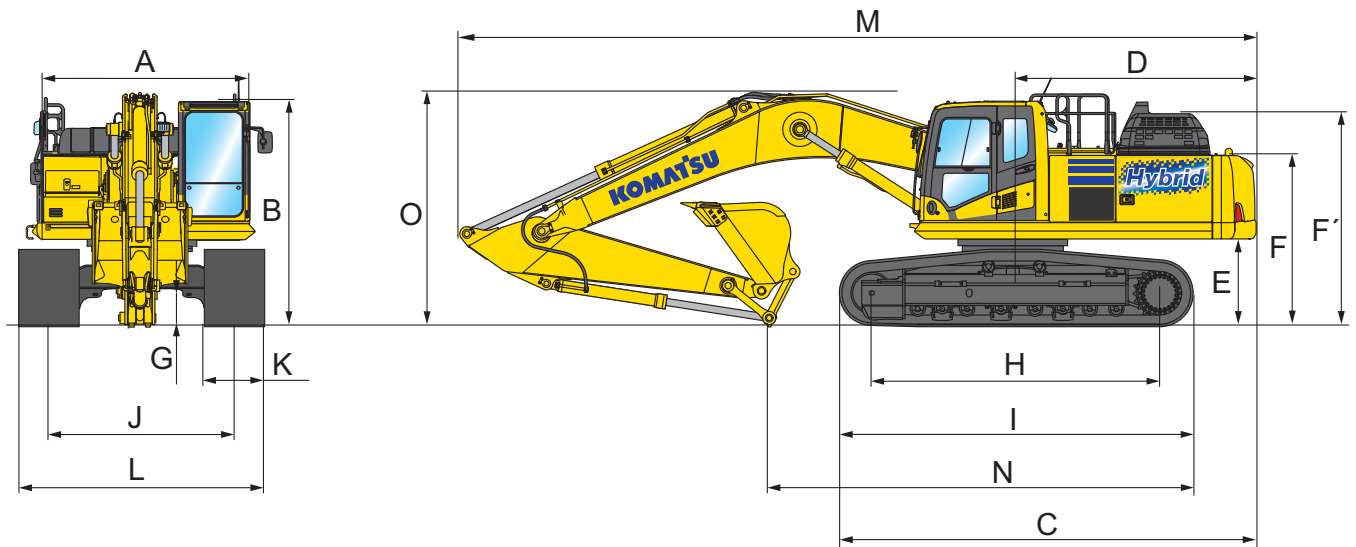
Please consult with your distributor for the correct selection of buckets and attachments to suit the application.

## Bucket and arm force

Arm length	2.2 m	2.6 m	3.2 m	4.0 m
Bucket digging force	24700 kg	24700 kg	21600 kg	21600 kg
Bucket digging force at PowerMax	26400 kg	26400 kg	23200 kg	23100 kg
Arm crowd force	22400 kg	19100 kg	16300 kg	13700 kg
Arm crowd force at PowerMax	24000 kg	20500 kg	17400 kg	14700 kg

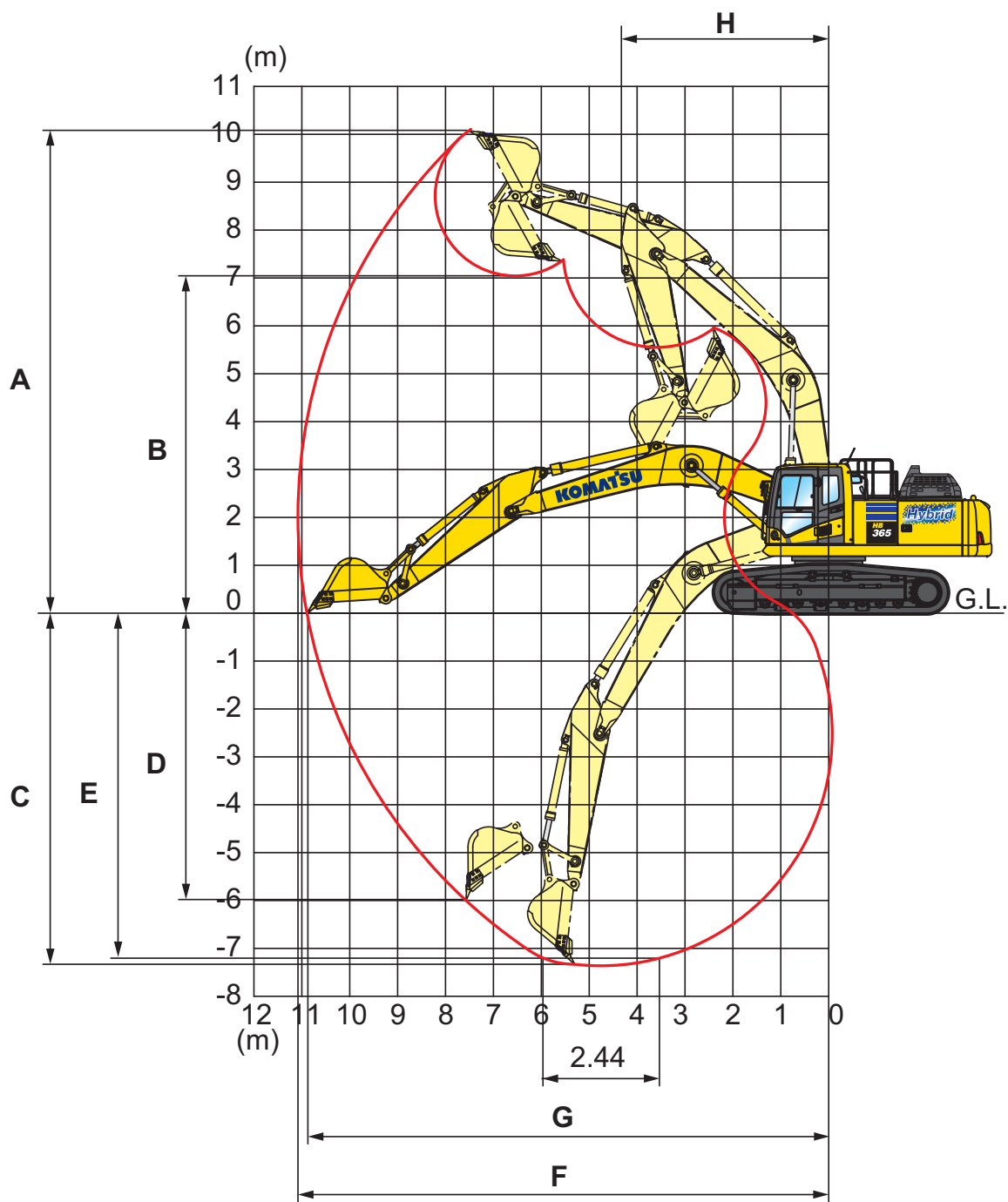
## Dimensions and performance figures

Machine dimensions	HB365LC-3	HB365NLC-3
A Overall width of upper structure	2995 mm	2995 mm
B Overall height of cab	3165 mm	3165 mm
C Overall length of basic machine	5880 mm	5880 mm
D Tail length	3405 mm	3405 mm
Tail swing radius	3445 mm	3445 mm
E Clearance under counterweight	1185 mm	1185 mm
F Machine tail height	2350 mm	2350 mm
F' Machine tail height (top of engine cover)	2920 mm	2920 mm
G Ground clearance	498 mm	498 mm
H Tumbler centre distance	4030 mm	4030 mm
I Track length	4955 mm	4955 mm
J Track gauge	2590 mm	2390 mm
K Track shoe width	600, 700, 800, 850 mm	600, 700, 800 mm
L Overall track width with 600 mm shoes	3190 mm	2990 mm
Overall track width with 700 mm shoes	3290 mm	3090 mm
Overall track width with 800 mm shoes	3390 mm	3190 mm
Overall track width with 850 mm shoes	3440 mm	-



### Transport dimensions

Arm length	2.2 m	2.6 m	3.2 m	4.0 m
M Transport length	11290 mm	11180 mm	11145 mm	11170 mm
N Length on ground (transport)	7155 mm	6760 mm	5935 mm	5475 mm
O Overall height (to top of boom)	3400 mm	3410 mm	3320 mm	3760 mm

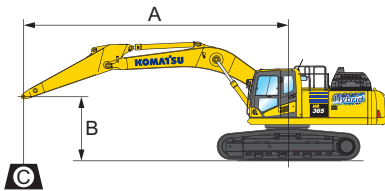


**Working range**

Arm length	2.2 m	2.6 m	3.2 m	4.0 m
A Max. digging height	9580 mm	9965 mm	10210 mm	10550 mm
B Max. dumping height	6595 mm	6895 mm	7110 mm	7490 mm
C Max. digging depth	6355 mm	6705 mm	7380 mm	8180 mm
D Max. vertical wall digging depth	5120 mm	5880 mm	6480 mm	7280 mm
E Max. digging depth of cut for 2,44 m level	6130 mm	6520 mm	7180 mm	8045 mm
F Max. digging reach	10155 mm	10550 mm	11100 mm	11900 mm
G Max. digging reach at ground level	9950 mm	10355 mm	10920 mm	11730 mm
H Min. swing radius	4390 mm	4400 mm	4310 mm	4320 mm

## Lifting capacity

### HB365LC-3 / Mono boom



- A** - Reach from swing center
- B** - Bucket hook height
- C** - Lifting capacities

- Rating over front
  - Rating over side
  - Rating at maximum reach
- With 700 mm shoes

Weights:  
 With 2.2 and 2.6 m arm: bucket linkage and bucket cylinder: 470 kg  
 With 3.2 and 4.0 m arm: bucket linkage and bucket cylinder: 435 kg

Arm length	A				9.0 m		7.5 m		6.0 m		4.5 m		3.0 m		1.5 m	
	B															
	6.0 m	kg	*5470	5440	*7220	5870	*7960	7850								
	4.5 m	kg	*5490	4930	*7870	5770	*8560	7610								
	3.0 m	kg	*5660	4650	*8250	5610	*9340	7300	*11130	10030	*14560	*14560				
	1.5 m	kg	*5970	4540	8200	5440	*10080	7000	*12480	9470	*17080	14080				
	0.0 m	kg	*6490	4590	8040	5300	10390	6750	*13330	9060	*18230	13430	*8100	*8100		
	-1.5 m	kg	7320	4830	7960	5230	10220	6600	*13500	8830	*18100	13180	*12160	*12160	*8170	*8170
	-3.0 m	kg	*7960	5330			*10130	6560	*12870	8780	*16900	13190	*17440	*17440	*12690	*12690
	-4.5 m	kg	*7780	6350			*8470	6690	*11210	8900	*14530	13400	*19380	*19380	*18050	*18050
	-6.0 m	kg	*6950	*6950					*7520	*7520	*10320	*10320	*13110	*13110		
	6.0 m	kg	*6960	6240			*8760	7640								
	4.5 m	kg	*7030	5570	*7650	5640	*9270	7440	*10700	10320						
	3.0 m	kg	*7310	5220	8280	5530	*9950	7180	*12060	9800	*16280	14670				
	1.5 m	kg	7660	5090	8150	5410	*10530	6930	*13170	9330	*18170	13790				
	0.0 m	kg	7830	5180	8050	5320	10370	6740	*13660	9040	*18460	13420				
	-1.5 m	kg	8390	5520			10280	6660	*13400	8920	*17600	13360	*13300	*13300		
	-3.0 m	kg	*8630	6270			*9470	6710	*12240	8950	*15750	13480	*20330	*20330		
	-4.5 m	kg	*8140	7920					*9690	9160	*12560	*12560	*15600	*15600		
	-6.0 m	kg														
	6.0 m	kg	*9390	6960			*9500	7590	*10450	*10450						
	4.5 m	kg	9140	6140			*9880	7420	*11530	10220	*14810	*14810				
	3.0 m	kg	8560	5730			*10440	7190	*12760	9730	*17560	14340				
	1.5 m	kg	8400	5600			10610	6980	*13640	9330						
	0.0 m	kg	8630	5730			10460	6840	*13820	9110	*18210	13520				
	-1.5 m	kg	*9240	6170			*10390	6810	*13200	9060	*16870	13570	*12670	*12670		
	-3.0 m	kg	*8940	7180					*11560	9160	*14570	13750	*17260	*17260		
	-4.5 m	kg	*7850	*7850							*10630	*10630				
	-6.0 m	kg														
	6.0 m	kg	*9870	7590					*10830	10510						
	4.5 m	kg	*9720	6590			*10110	7340	*11850	10090	*15470	15190				
	3.0 m	kg	9160	6100			*10590	7120	*12990	9600						
	1.5 m	kg	8970	5950			10560	6930	*13720	9230						
	0.0 m	kg	9250	6100			10430	6810	*13710	9050	*17640	13470				
	-1.5 m	kg	*9740	6640			*10070	6820	*12880	9040	*16140	13560				
	-3.0 m	kg	*9380	7910					*10940	9190	*13650	*13650	*15120	*15120		
	-4.5 m	kg	*7880	*7880							*9210	*9210				
	-6.0 m	kg														

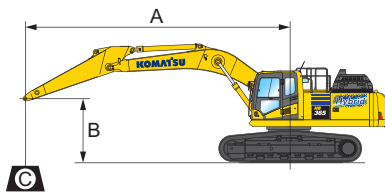
\* Load is limited by hydraulic capacity rather than tipping.

Ratings are based on SAE Standard No. J1097.

Rated loads do not exceed 87% of hydraulic lift capacity or 75% of tipping load.

When lifting with additional equipment installed to the arm, please subtract the weight of all additional equipment from the values stated.

## HB365NLC-3 / Mono boom



- A – Reach from swing center
- B – Bucket hook height
- C – Lifting capacities

- Rating over front
- Rating over side
- Rating at maximum reach

With 600 mm shoes

Weights:  
 With 2.2 and 2.6 m arm: bucket linkage and bucket cylinder: 470 kg  
 With 3.2 and 4.0 m arm: bucket linkage and bucket cylinder: 435 kg

Arm length	A				9.0 m		7.5 m		6.0 m		4.5 m		3.0 m		1.5 m	
	B															
	6.0 m	kg	*5470	5020	*7220	5420	*7950	7280								
	4.5 m	kg	*5490	4540	*7850	5320	*8330	7040								
	3.0 m	kg	*5660	4270	*8230	5160	*9080	6730	*10830	9220	*14530	13870				
	1.5 m	kg	*5970	4170	8130	4990	*9800	6420	*12140	8660	*17030	12750				
	0.0 m	kg	*6490	4210	7980	4850	9790	6170	*12960	8250	*16820	11500	*8100	*8100		
	-1.5 m	kg	7260	4420	7900	4780	9630	5720	*12780	8030	*16240	11560	*12160	*12160	*8170	*8170
	-3.0 m	kg	*7930	4880			*10100	5990	*12830	7970	*16840	11860	*17440	*17440	*12690	*12690
	-4.5 m	kg	*7750	5810			*8430	6110	*11170	8090	*14470	12070	*19290	*19290	*18050	*18050

	6.0 m	kg	*6930	5690			*8670	7000								
	4.5 m	kg	*6990	5060	*7620	5120	*8940	6800	*10600	9440						
	3.0 m	kg	*7270	4720	8150	5010	*9580	6530	*11630	8900	*16120	13220				
	1.5 m	kg	7530	4600	8010	4890	*10150	6270	*12690	8430	*17970	12330				
	0.0 m	kg	7700	4670	7920	4800	9690	6080	*13160	8120	*16880	11350				
	-1.5 m	kg	8240	4980			9600	5700	*12570	8000	*15650	11590	*13270	*13270		
	-3.0 m	kg	*8500	5660			*9330	6040	*12080	8040	*15550	12010	*20050	*20050		
	-4.5 m	kg	*8000	7160					*9530	8260	*12370	12320	*15350	*15350		

	6.0 m	kg	*9320	6400			*9440	6980	*10390	9790						
	4.5 m	kg	9040	5630			*9570	6810	*11460	9370	*13990	13400				
	3.0 m	kg	8460	5240			*10110	6580	*12360	8870	*17450	12940				
	1.5 m	kg	8300	5110			10230	6360	*13200	8470						
	0.0 m	kg	8530	5220			9820	6220	*13370	8250	*16720	11520				
	-1.5 m	kg	*9160	5620			9790	5880	*12440	8200	*15060	11870	*12660	*12660		
	-3.0 m	kg	*8860	6530					*11460	8300	*14440	12360	*17090	*17090		
	-4.5 m	kg	*7760	*7760							*10510	*10510				

	6.0 m	kg	*9810	6980					*10770	9670						
	4.5 m	kg	*9650	6040			*9800	6730	*11780	9240	*14610	13110				
	3.0 m	kg	9060	5580			*10260	6510	*12590	8750						
	1.5 m	kg	8870	5430			10180	6310	*13280	8380						
	0.0 m	kg	9140	5560			9790	6200	*13270	8200	*16200	11480				
	-1.5 m	kg	*9670	6050			*9490	5890	*12140	8180	*14420	11870				
	-3.0 m	kg	*9300	7200					*10850	8340	*15350	12400	*14960	*14960		
	-4.5 m	kg	*7780	*7780							*9100	*9100				

\* Load is limited by hydraulic capacity rather than tipping.

Ratings are based on SAE Standard No. J1097.

Rated loads do not exceed 87% of hydraulic lift capacity or 75% of tipping load.

When lifting with additional equipment installed to the arm, please subtract the weight of all additional equipment from the values stated.

## Standard and optional equipment

### Engine

Komatsu SAA6D114E-6 turbocharged common rail direct injection diesel engine	●
EU Stage V compliant	●
Suction type cooling fan with radiator fly screen	●
Automatic engine warm-up system	●
Engine overheat prevention system	●
Fuel control dial	●
Auto-deceleration function	●
Adjustable idle shutdown	●
Engine key stop	●
Engine ignition can be password secured on request	●
Alternator 24 V / 90 A	●
Starter motor 24 V / 11 kW	●
Batteries 2 × 12 V / 180 Ah	●

### Hybrid system

Electrical swing motor energy recover system	●
Capacitor and inverter	●
Combined generator-motor	●

### Hydraulic system

Electronic closed-centre load sensing (E-CLSS) hydraulic system (HydrauMind)	●
Pump and engine mutual control (PEMC) system	●
6-working mode selection system; power mode, economy mode, breaker mode, attachment power and attachment economy mode, and lifting mode	●
PowerMax function	●
PPC wrist control levers for arm, boom, bucket and swing, with sliding proportional control for attachments and 3 auxiliary buttons	●
Two-mode boom control	●
Prepared for hydraulic quick-coupler	●
Additional hydraulic functions	○
Komatsu Integrated Attachment Control (KIAC)	○

### Undercarriage

Track roller guards	●
Track frame under-guards	●
600, 700, 800, 850 mm triple grouser shoes	○
Full length track roller guards	○

### Cabin

Reinforced safety SpaceCab™; highly pressurised and tightly sealed hyper viscous mounted cab with tinted safety glass windows, large roof window with sun shade, pull-up type front window with locking device, removable lower window, front window wiper with intermittent feature, sun roller blind, cigarette lighter, ashtray, luggage shelf, std. floor mat, additional floor mat	●
Heated, high-back air-suspended seat with lumbar support, console mounted height adjustable arm rests, and retractable seat belt	●
Automatic climate control system	●
12 / 24 Volt power supplies	●
USB-A / USB-C power supplies	●
Utility bar	●
Beverage holder and magazine rack	●
Hot and cool box	●
DAB+ radio with Bluetooth®, USB, AUX and hands-free kit	●
Premium comfort seat	○
Lower wiper	○
Rain visor (not with OPG)	○

### Service and maintenance

Automatic fuel line de-aeration	●
Double element type air cleaner with dust indicator and auto dust evacuator	●
Komtrax – Komatsu wireless monitoring system (4G)	●
Komatsu Care – a maintenance program for Komatsu customers	●
Multifunction video compatible colour monitor with Equipment Management and Monitoring System (EMMS) and efficiency guidance	●
Toolkit	●
Service points	○
Automatic greasing system	○

### LED lighting system

Working lights: 2 revolving frame, 1 boom (l.h.)	●
Coming home light function	●
Additional working lights (#1): 2 cab roof (front), 1 cab roof (rear), 1 boom (r.h.), 1 counterweight, beacon	○
Additional working lights (#2): 4 cab roof (front), 1 cab roof (rear), 1 boom (r.h.), 1 counterweight, 2 boom cylinders, 2 revolving frame (l.h. + r.h.), beacon	○

## Drives and brakes

Hydrostatic, 3-speed travel system with automatic shift and planetary gear type final drives, and hydraulic travel and parking brakes	●
PPC control levers and pedals for steering and travel	●

## Safety equipment

KomVision surround view system	●
Electric horn	●
Overload warning device	●
Audible travel alarm	●
Boom safety valves	●
Large handrails	●
Rear-view mirrors (for cab adjustable without tools)	●
Battery main switch	●
ROPS compliant to ISO 12117-2:2008	●
Emergency engine stop switch	●
Seat belt caution indicator	●
Neutral position detection system	●
Arm safety valve	●
Additional camera, right side mounted	●
OPG Level II front guard (FOPS), hinged type	○
OPG Level II top guard (FOPS)	○

## Work equipment

Mono boom	●
2.2 m; 2.6 m; 3.2 m; 4.0 m arms	○
Komatsu buckets	○
Komatsu breakers	○

## Other equipment

Standard counterweight	●
Remote greasing for swing circle and pins	●
Electric refuelling pump with automatic shut-off function	●
Biodegradable oil for hydraulic system	○
Customised paint	○

Further equipment on request

- standard equipment
- optional equipment



A wide range of buckets and attachments is available. Your Komatsu distributor is ready to assist you with the selection of suitable options.

This specification sheet may contain attachments and optional equipment that are not available in your area. Please consult your local Komatsu distributor for those items you may require.

Materials and specifications are subject to change without notice.

---

Your Komatsu partner:

**KOMATSU**

[komatsu.eu](https://www.komatsu.eu)

